



BillingParadise

Revenue **Cycle Masters**



**AR MANAGEMENT
SERVICE FOR
HOSPITALS**

www.billingparadise.com



BillingParadise

Revenue **Cycle Masters**

Move over inefficient AR processes and overpaid AR Callers. The Future AR Management solution is here.

Hire the best AR Team

Collect More & Faster



Experience in the industry



BillingParadise has 15+ years of experience working with hospitals & health systems.



More calls = more \$\$ collected



Our team of 150+ AR callers ensure your AR management processes are super-efficient. We make over 1,701,000 calls annually.



HFMA Standards



All our AR management services meet and exceed HFMA benchmarks. We have developed tools based on HFMA benchmarks



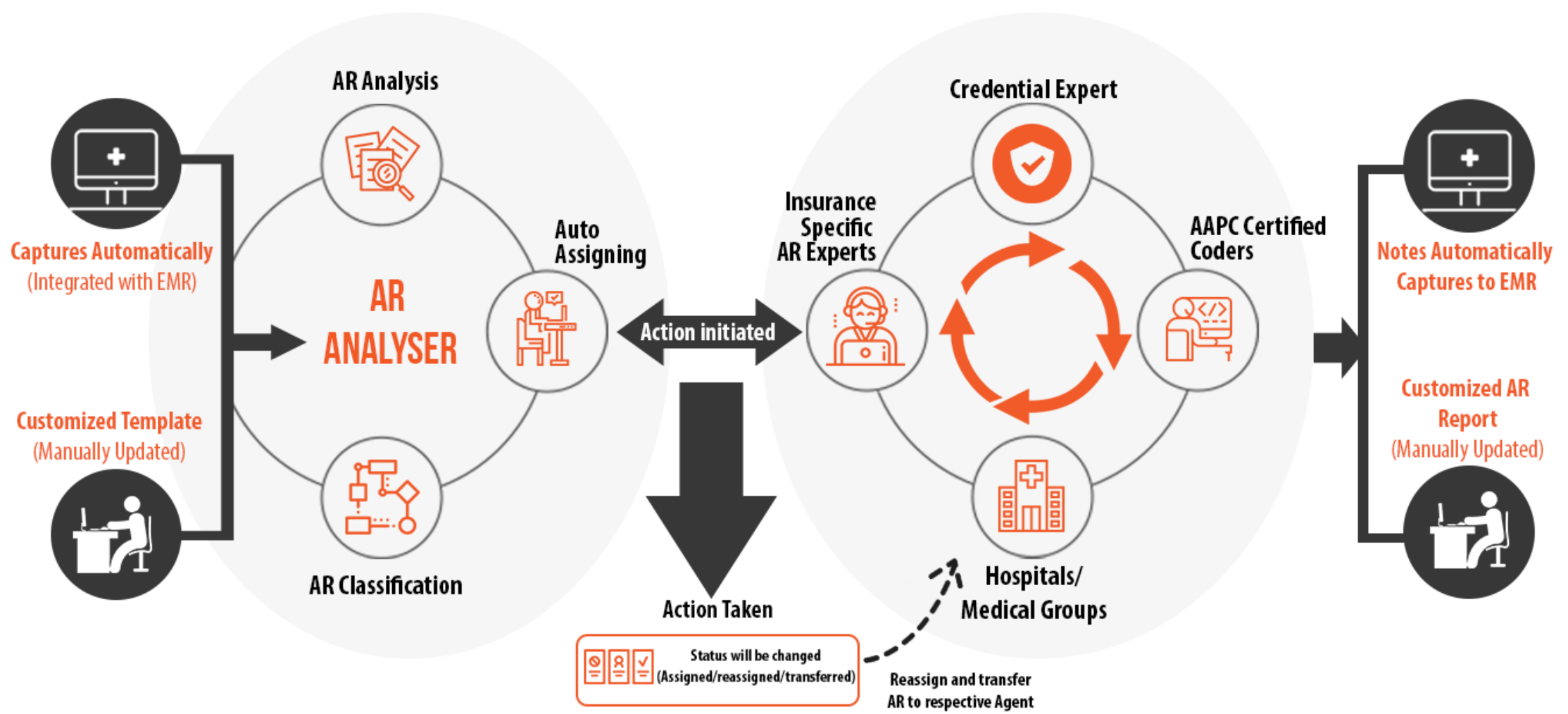
1-888-571-9069



BillingParadise

Revenue Cycle Masters

Our Hospital AR Management Service Workflow



Maximize Collections of your practices with our AR Experts

Calculate your HFMA AR Aging Benchmarks

Old AR Calculator

Our AR Software

The power of automation in your hands...

Our Hospital AR Management Service Highlights



Affordable AR recovery and management service helps you lower internal costs



An AR management system that integrates AR processes & offers advanced metrics



Advanced knowledge of healthcare insurers' payment mechanisms



We Reduce pending AR, eliminate AR cycle lags & automate processes with AR Automation



BillingParadise follows a tried and tested call structure that makes a tangible difference to your outstanding receivables



We isolate high risk receivables to enable quicker follow-up



Process

- Management team with deep experience
- Industry certified team
- Scalable operations & industry experience



People

- 24/7 workflow and legacy AR transition support
- Process improvement experts who implement best practices
- Data-driven processes improvement initiatives
- High impact AR solutions



Technology

- AR analysis and management tools
- Workflow management systems
- Secure, realtime communication options

24/7 AR team

We are a 24/7 off-shore company, the zonal time difference works to our advantage, AR Analysis is implemented during US non-business hours, and AR follow-ups during US business hours. This reduces follow up time with insurance carriers and expedites reimbursement.

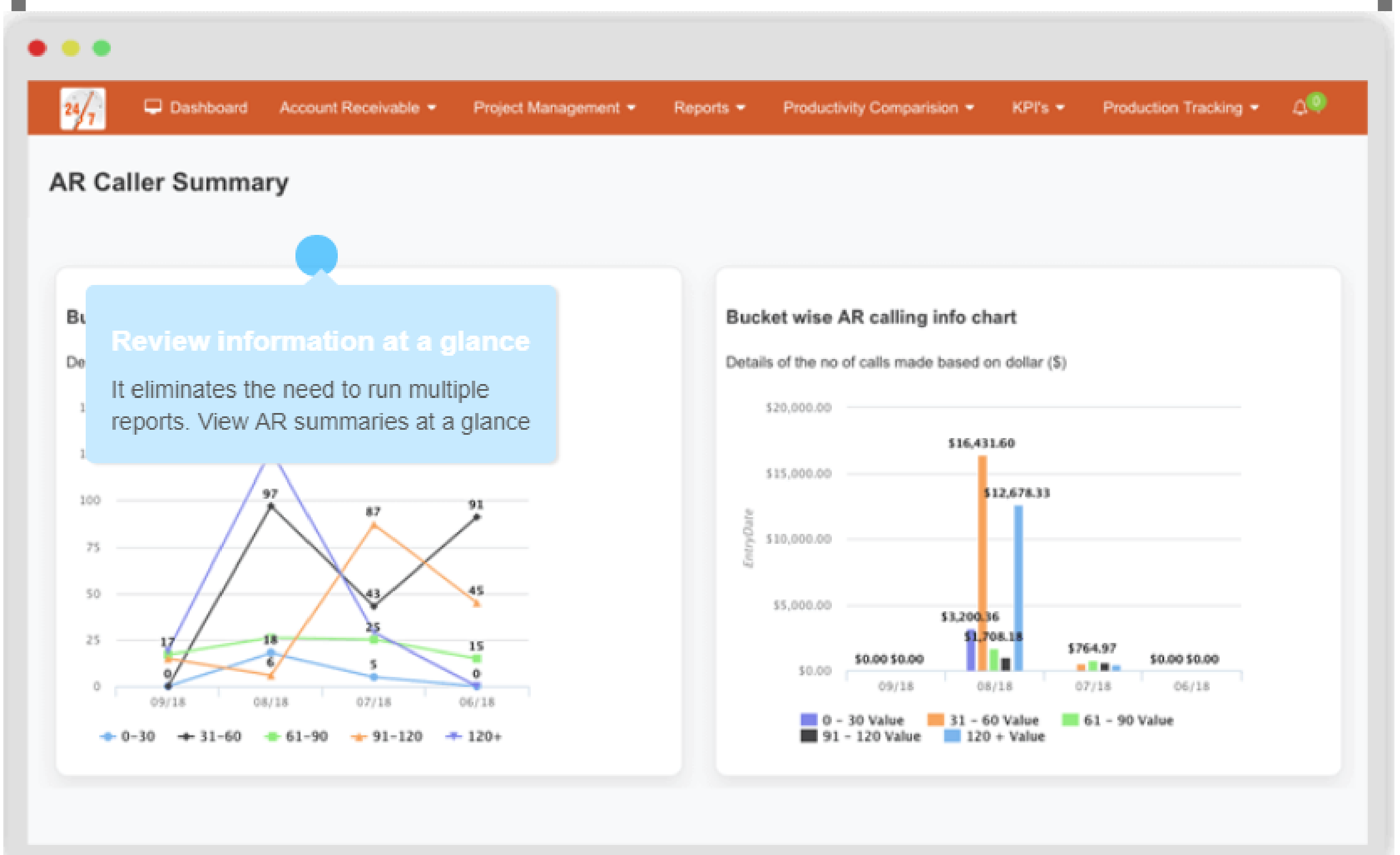
- Specialty/account specific teams
- Account Specific dedicated team
- Account Specific dedicated SPOC
- Engagement of onsite and offshore model for prompt and better services.

Quality

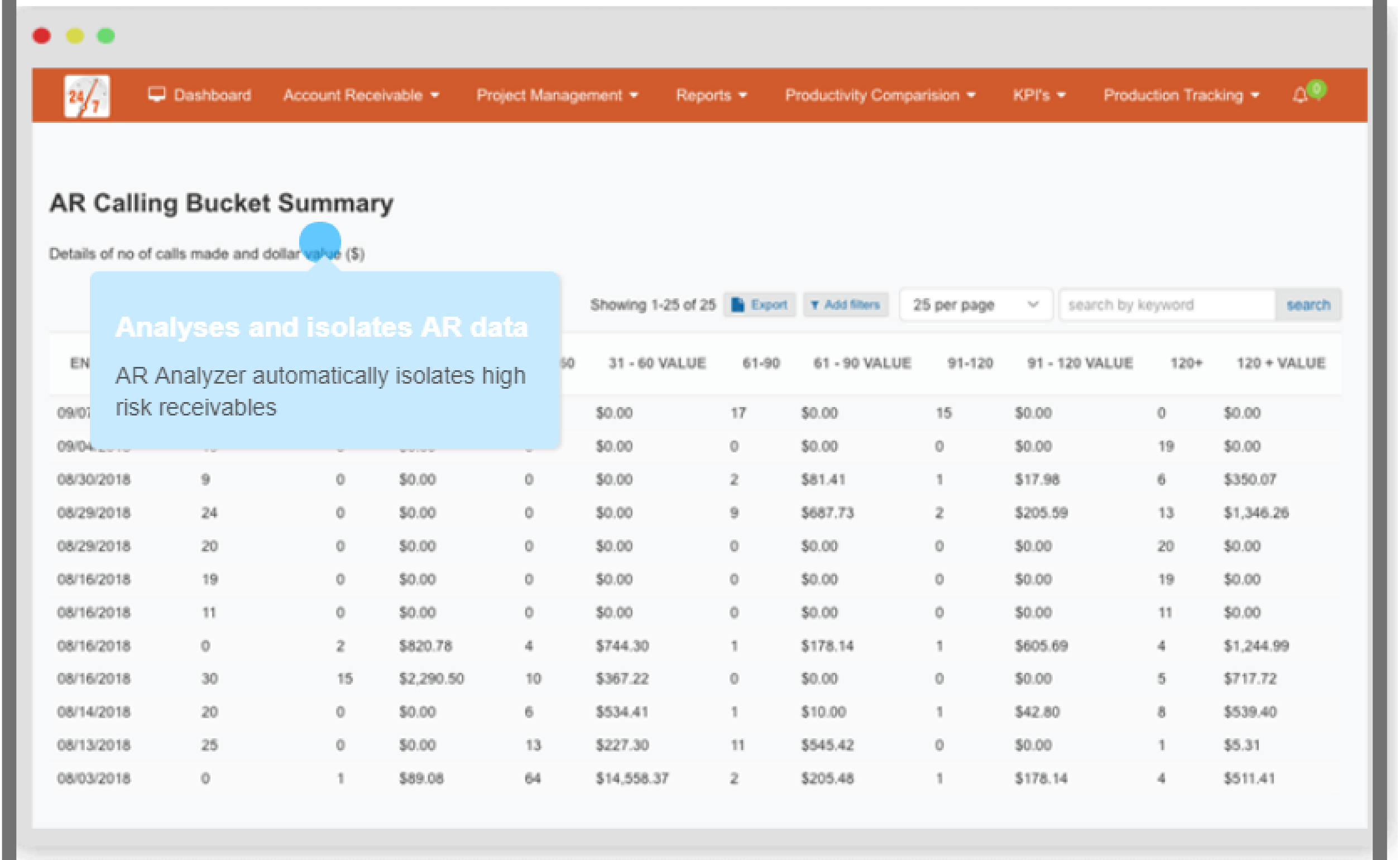
- Entry level Training Programs
- Refresher programs for Skill enhancement
- Stringent Evaluation methods
- Continuing Education sessions based on HFMA & HBMA courses

Hospitals who sign service level agreements with BillingParadise can be assured of year-over-year improvement in yield. To drive movement towards best practice, we use HFMA MAP keys to compare performance of your AR and set targets against industry standards.

Intuitive Reporting



Industry Benchmark (HFMA)



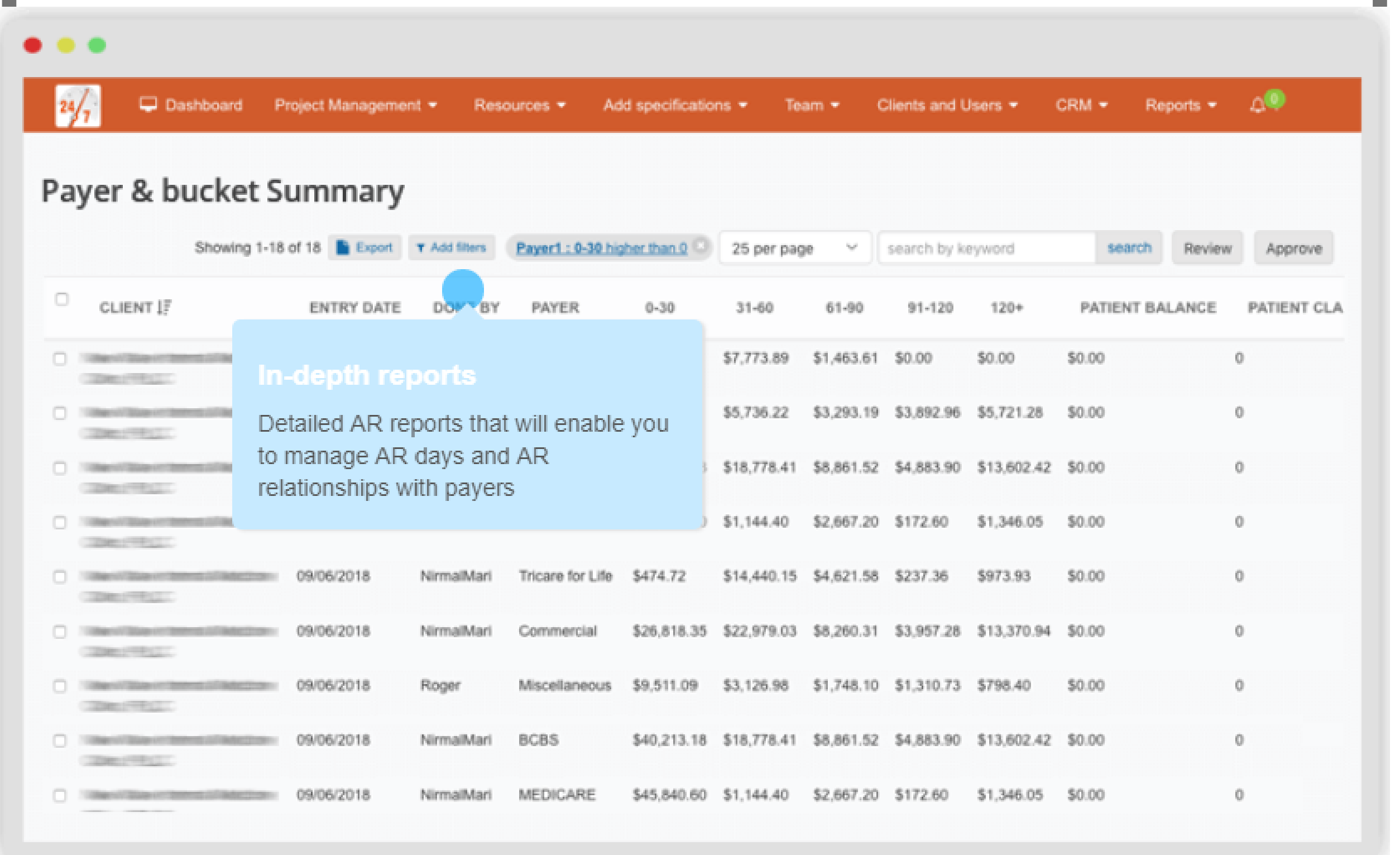
AR Calling Bucket Summary
Details of no of calls made and dollar value (\$)

Showing 1-25 of 25 [Export](#) [Add filters](#) 25 per page search by keyword [search](#)

EN	0-30	31 - 60 VALUE	61-90	61 - 90 VALUE	91-120	91 - 120 VALUE	120+	120 + VALUE
09/01/2018	0	\$0.00	17	\$0.00	15	\$0.00	0	\$0.00
09/04/2018	0	\$0.00	0	\$0.00	0	\$0.00	19	\$0.00
08/30/2018	9	\$0.00	0	\$0.00	2	\$81.41	6	\$350.07
08/29/2018	24	\$0.00	0	\$0.00	9	\$687.73	13	\$1,346.26
08/29/2018	20	\$0.00	0	\$0.00	0	\$0.00	20	\$0.00
08/16/2018	19	\$0.00	0	\$0.00	0	\$0.00	19	\$0.00
08/16/2018	11	\$0.00	0	\$0.00	0	\$0.00	11	\$0.00
08/16/2018	0	\$820.78	4	\$744.30	1	\$178.14	4	\$1,244.99
08/16/2018	30	\$2,290.50	10	\$367.22	0	\$0.00	5	\$717.72
08/14/2018	20	\$0.00	6	\$534.41	1	\$10.00	8	\$539.40
08/13/2018	25	\$0.00	13	\$227.30	11	\$545.42	1	\$5.31
08/03/2018	0	\$89.08	64	\$14,558.37	2	\$205.48	4	\$511.41

Analyses and isolates AR data
AR Analyzer automatically isolates high risk receivables

Payer & bucket Summary



Payer & bucket Summary

Showing 1-18 of 18 [Export](#) [Add filters](#) [Payer1 : 0-30 higher than 0](#) 25 per page search by keyword [search](#) [Review](#) [Approve](#)

CLIENT	ENTRY DATE	DOB	BY	PAYER	0-30	31-60	61-90	91-120	120+	PATIENT BALANCE	PATIENT CLA
					\$7,773.89	\$1,463.61	\$0.00	\$0.00	\$0.00	0	
					\$5,736.22	\$3,293.19	\$3,892.96	\$5,721.28	\$0.00	0	
					\$18,778.41	\$8,861.52	\$4,883.90	\$13,602.42	\$0.00	0	
					\$1,144.40	\$2,667.20	\$172.60	\$1,346.05	\$0.00	0	
	09/06/2018		NirmaiMari	Tricare for Life	\$474.72	\$14,440.15	\$4,621.58	\$237.36	\$973.93	\$0.00	0
	09/06/2018		NirmaiMari	Commercial	\$26,818.35	\$22,979.03	\$8,260.31	\$3,957.28	\$13,370.94	\$0.00	0
	09/06/2018		Roger	Miscellaneous	\$9,511.09	\$3,126.98	\$1,748.10	\$1,310.73	\$798.40	\$0.00	0
	09/06/2018		NirmaiMari	BCBS	\$40,213.18	\$18,778.41	\$8,861.52	\$4,883.90	\$13,602.42	\$0.00	0
	09/06/2018		NirmaiMari	MEDICARE	\$45,840.60	\$1,144.40	\$2,667.20	\$172.60	\$1,346.05	\$0.00	0

In-depth reports
Detailed AR reports that will enable you to manage AR days and AR relationships with payers



Download Our AR Management Service Casestudy

See how a large integrated healthcare system based in Dallas successfully reduced outstanding AR and reduced average days in AR by 60%



Speak to an AR management Expert

888-571-9069

THANK
YOU



Billing Paradise

Revenue Cycle Masters

Toll-free: 888-571-9069 , 877-272-1572

Email to: info@billingparadise.com

Website: www.billingparadise.com

